

# Using Class Charts for homework – Parent Guide

September 2023



# Using the Class Charts Homework

- Students will be able to view homework set on the Class Charts App.

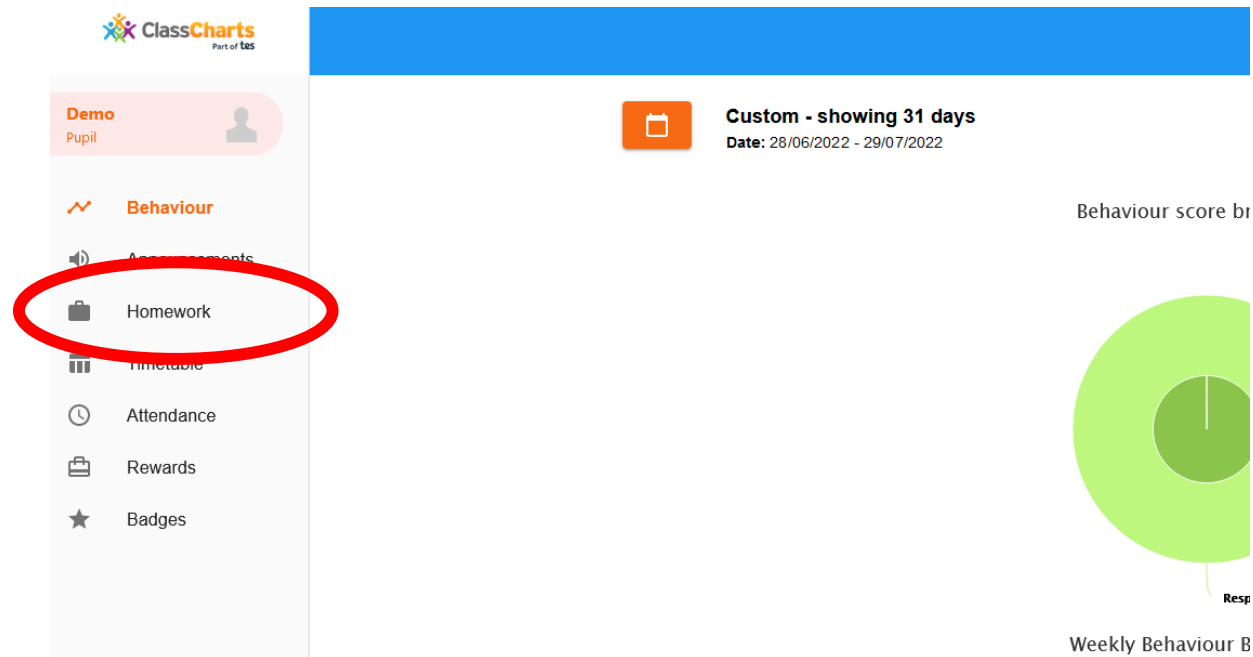
They will be able to

- See the tasks they need to do and when they are due;
  - Collect any electronic documents that are needed for the homework;
  - Mark work as completed and hand in, if needed.
- 
- As parents or guardians, you will also be able to see homework set, when homework has been marked as completed and submitted.


# Homework and the parent app

- If your account is linked to a student, you will be able to view most of the homework information the student can see.
- The following slides explain the information the app will provide to you and some extra details which are available only on the student app.

# You can find the homework section on the Class Charts Website or App



# The homework page looks like this

 **Custom - showing 38 days**  
Due date: 23/07/2022 - 29/08/2022

Show by issue date  Show by due date

0 tasks due this week   0 tasks submitted/completed   0 tasks remaining this week

- ▼ To do 0
- ▼ Completed 0
- ▼ Submitted late 0
- ▼ Not submitted 0
- ^ Submitted 1

16:12  
App Store

**Custom - showing 38 days**  
Due date: 01/06/2022 - 08/07/2022

Show by issue date  
 Show by due date

0 tasks due this week  
0 tasks submitted/completed  
0 tasks remaining this week

^ To do 1

MRS S MCGATOMINEY   
Demo Homework  
Issued: Wednesday 08/06/2022  
Due: Wednesday 15/06/2022

▼ Completed 0  
▼ Submitted late 0

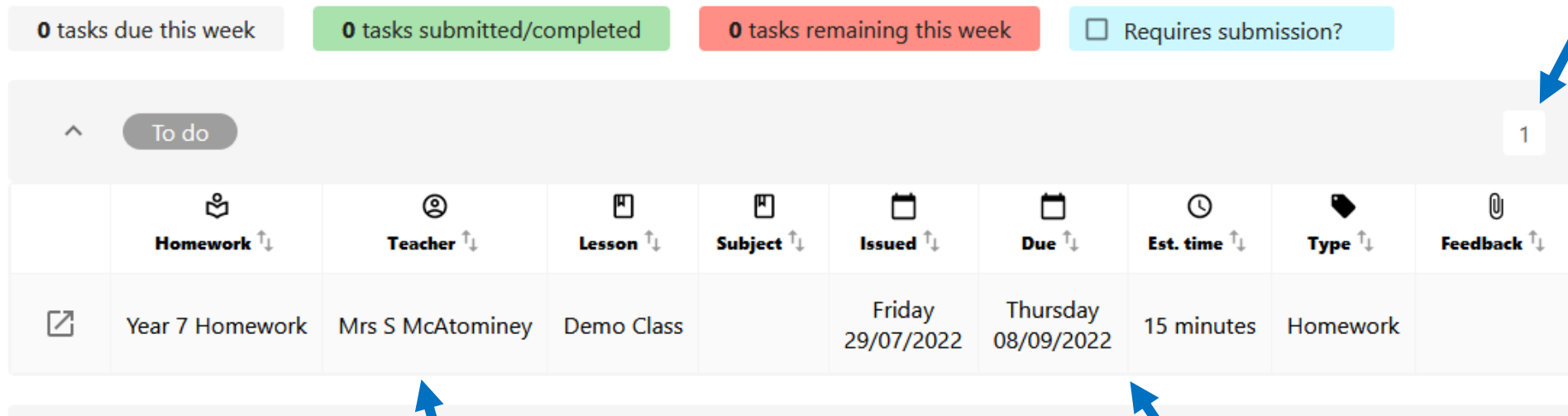
# The page is divided into sections

▼ To do	Homework that has been set that needs to be completed
▼ Completed	Homework that the student has marked as complete
▼ Submitted late	Homework that the teacher has marked as submitted late
▼ Not submitted	Homework that the teacher has marked as not submitted
▼ Submitted	Homework that the teacher has marked as submitted

In this context submitted means the work has been handed in to the teacher, either on Class Charts or by another means.

# When you click on a section it looks like this

Here you can see how many items of work are required to be completed



The screenshot shows a homework management interface. At the top, there are four summary boxes: '0 tasks due this week' (grey), '0 tasks submitted/completed' (green), '0 tasks remaining this week' (red), and a filter box 'Requires submission?' (light blue) with an unchecked checkbox. Below this is a 'To do' section with a dropdown arrow on the left and a badge with the number '1' on the right. The main area is a table with columns for Homework, Teacher, Lesson, Subject, Issued, Due, Est. time, Type, and Feedback. A single row of data is visible, representing a homework task.

	Homework	Teacher	Lesson	Subject	Issued	Due	Est. time	Type	Feedback
	Year 7 Homework	Mrs S McAtominey	Demo Class		Friday 29/07/2022	Thursday 08/09/2022	15 minutes	Homework	

Here you can see the homework title, teacher, lesson and subject.

Here you can see the date the homework was set, when it is due and an estimate of how long the task should take.

# How to view homework– step 1

0 tasks due this week    0 tasks submitted/completed    0 tasks remaining this week     Requires submission?

^    To do    1

	Homework ↑↓	Teacher ↑↓	Lesson ↑↓	Subject ↑↓	Issued ↑↓	Due ↑↓	Est. time ↑↓	Type ↑↓	Feedback ↑↓
	Year 7 Homework	Mrs S McAtominey	Demo Class		Friday 29/07/2022	Thursday 08/09/2022	15 minutes	Homework	

Click this button to expand the homework to see the full task



# How to view homework– step 2

To do ×

Year 7 Homework

DEMO CLASS - MRS S MCATOMINEY

**Type:** Homework

**Issue date:** Friday 29/07/2022

**Due date:** Thursday 08/09/2022


**Estimated completion time:** 15 minutes

Completed?

Follow the link below to complete your homework task.

This is the full view of the homework. If the student has marked the homework complete, it will say yes here.

# When the teacher has marked the work as submitted (handed in) it will show here

 **Custom - showing 38 days**  
Due date: 23/07/2022 - 29/08/2022


Show by issue date  Show by due date

0 tasks due this week   0 tasks submitted/completed   0 tasks remaining this week

- ▼ To do 0
- ▼ Completed 0
- ▼ Submitted late 0
- ▼ Not submitted 0
- ^ Submitted 1

Tools on the student app only

If the teacher gives feedback on Class Charts the student will see it marked here, this will not be visible on the parent app.

 **Custom - showing 38 days**  
Due date: 22/07/2022 - 28/08/2022

Show by issue date  Show by due date

0 tasks due this week   0 tasks submitted/completed   0 tasks remaining this week    Requires submission?












▼ To do 0

▼ Completed 0

▼ Submitted late 0

▼ Not submitted 0

^ Submitted 1

	Homework 	Teacher 	Lesson 	Subject 	Issued 	Due 	Est. time 	Type 	Feedback 
	Hardware and software task	Mrs S McAtominey	Demo Class		Friday 29/07/2022	Wednesday 03/08/2022	30 minutes	Homework	Feedback

Expand the section to read the feedback

This shows that you have feedback

# The feedback section will look like this

Submitted ×

**Hardware and software task**  
DEMO CLASS - MRS S MCATOMINEY

**Type:** Homework  
**Issue date:** Friday 29/07/2022  
**Due date:** Wednesday 03/08/2022  
**Estimated completion time:** 30 minutes

Completed?

Please download and complete the hardware and software task sheet, with examples from your research.

**Attachments**

Homework task sheet.docx

**My attachments**

Homework task sheet(1).docx  
Teacher's note: This is excellent work, well done!


Homework task sheet answers.docx

+ UPLOAD ATTACHMENT


A maximum of 5 attachments can be uploaded, each up to 250mb in size.

Supported file formats: doc, docx, pdf, xls, xlsx, ppt, pptx, pub, txt, png, jpeg, jpg, gif, rtf, mp3, odt, odp, csv, mp4, mov, m4a, sb3, py

It is a little tricky to spot but the feedback is here



If the teacher attaches any documents with the feedback like an answer sheet you will see them here



# How to mark homework as complete - Student app only

To do ×

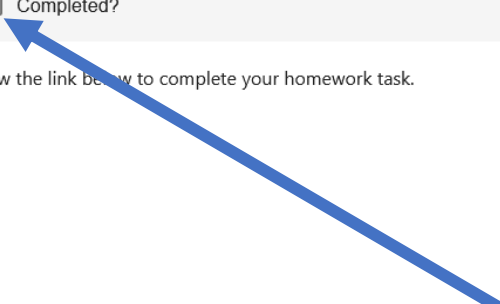
Year 7 Homework

DEMO CLASS - MRS S MCATOMINEY

**Type:** Homework  
**Issue date:** Friday 29/07/2022  
**Due date:** Thursday 08/09/2022  
**Estimated completion time:** 15 minutes

Completed?

Follow the link below to complete your homework task.



When a task is completed the student can click this box to mark it complete, then hand the work in to the teacher in the way they have requested. Work will not always be handed in on Class Charts, the teacher will tell the students how to hand in the work.

# How to download a worksheet from a homework task

To do ×

Hardware and software task

DEMO CLASS - MRS S MCATOMINEY

**Type:** Homework  
**Issue date:** Friday 29/07/2022  
**Due date:** Wednesday 03/08/2022  
**Estimated completion time:** 30 minutes

Completed?

Please download and complete the hardware and software task sheet, with examples from your research.

---

Attachments

Homework task sheet.docx

[+ UPLOAD ATTACHMENT](#)

A maximum of 5 attachments can be uploaded, each up to 250mb in size.

Supported file formats: doc, docx, pdf, xls,xlsx, ppt, pptx, pub, txt, png, jpeg, jpg, gif, rtf, mp3, odt, odp, csv, mp4, mov, m4a, sb3, py

If the teacher has attached any documents to the homework task you will see them in the attachment section.

To download the worksheet, click on the document name and a copy will be saved to the downloads folder on your computer.

# How to attach a worksheet to hand in for your homework – step 1

To do ×

**Hardware and software task**  
DEMO CLASS - MRS S MCATOMINEY

**Type:** Homework  
**Issue date:** Friday 29/07/2022  
**Due date:** Wednesday 03/08/2022  
**Estimated completion time:** 30 minutes

Completed?

Please download and complete the hardware and software task sheet, with examples from your research.

---

**Attachments**

Homework task sheet.docx

**+ UPLOAD ATTACHMENT**

A maximum of 5 attachments can be uploaded, each up to 250mb in size.

Supported file formats: doc, docx, pdf, xls,xlsx, ppt, pptx, pub, txt, png, jpeg, jpg, gif, rtf, mp3, odt, odp, csv, mp4, mov, m4a, sb3, py

If the teacher has asked the student to hand in work on Class Charts you will need to save the work to the computer first.

Then click on the orange upload attachment button to add the work.

Then the student can click complete to show then teacher your homework is complete



# How to attach a worksheet to hand in for your homework – step 2

Completed ×

Hardware and software task  
DEMO CLASS - MRS S MCATOMINEY

**Type:** Homework  
**Issue date:** Friday 29/07/2022  
**Due date:** Wednesday 03/08/2022  
**Estimated completion time:** 30 minutes

Completed?

Please download and complete the hardware and software task sheet, with examples from your research.

---

Attachments

Homework task sheet.docx

---

My attachments

Homework task sheet(1).docx 🗑️

+ UPLOAD ATTACHMENT

A maximum of 5 attachments can be uploaded, each up to 250mb in size.

Supported file formats: doc, docx, pdf, xls,xlsx, ppt, pptx, pub, txt, png, jpeg, jpg, gif, rtf, mp3, odt, odp, csv, mp4, mov, m4a, sb3, py

Students can mark work as complete here

The attached documents will show here